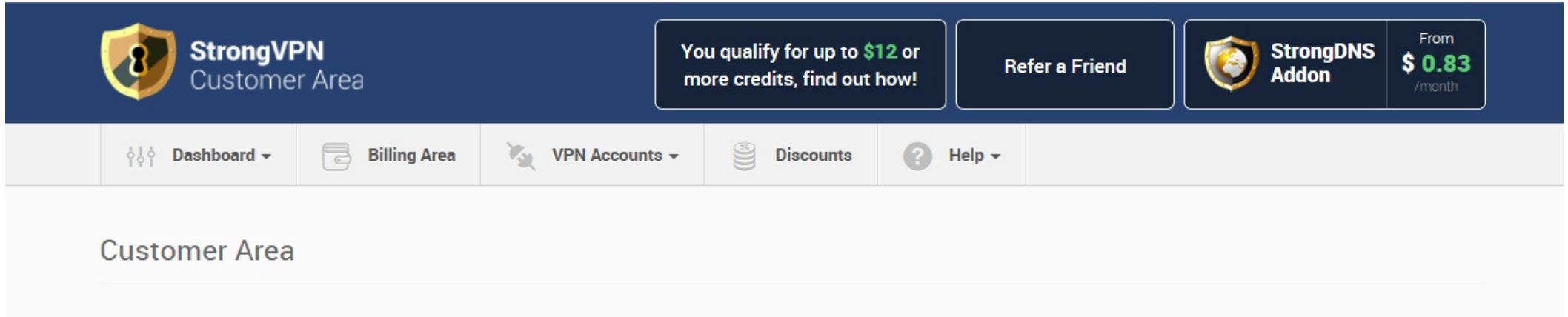


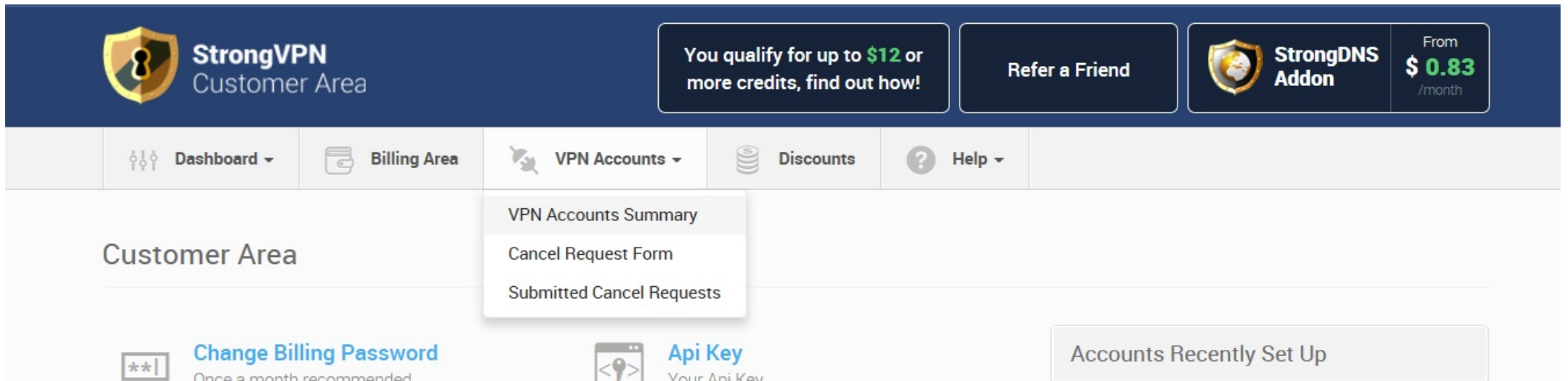
STRONG VPN SERVER CHANGE DDWRT ROUTER

strongvpn.com → customer login



The screenshot shows the top navigation bar of the StrongVPN Customer Area. On the left is the StrongVPN logo and the text "StrongVPN Customer Area". To the right of the logo are three promotional boxes: "You qualify for up to \$12 or more credits, find out how!", "Refer a Friend", and "StrongDNS Addon From \$ 0.83 /month". Below the navigation bar is a horizontal menu with icons and labels for "Dashboard", "Billing Area", "VPN Accounts", "Discounts", and "Help". The main content area below the menu is titled "Customer Area".

VPN Accounts → VPN Account Summary



This screenshot shows the same StrongVPN Customer Area dashboard as above, but with the "VPN Accounts" menu item selected. A dropdown menu is open, showing three options: "VPN Accounts Summary", "Cancel Request Form", and "Submitted Cancel Requests". Below the navigation bar, there are three main sections: "Change Billing Password" (with a password input field icon and the text "Once a month recommended"), "Api Key" (with a key icon and the text "Your Api Key"), and "Accounts Recently Set Up" (in a light gray box).

CHANGE SERVER PUSH

Special pptp #335 *Blank* ACTIVE

SERVER (DYNAMIC IP)
vpn-sf11 [Write review](#)
 United States, San Francisco

ACCOUNT
vpn516 [Account status](#)

CHANGE SERVER

[Account Setup Instructions](#)

[Change password](#)

Start/Renewal: Sept. 29, 2014/Oct. 28, 2016

SERVER SELECT → Change Server push


Dynamic IP Server	in San Francisco	318	Ping test ???	Change Server
PPTP/L2TP/SSTP Dynamic IP Server	Network SF in San Francisco Server vpn-sf80	303	Ping test ???	Change Server
PPTP/L2TP/SSTP Dynamic IP Server	Network SF in San Francisco Server vpn-sf81	330	Ping test ???	Change Server
PPTP/L2TP/SSTP Dynamic IP Server	Network SF in San Francisco Server vpn-sf82	302	Ping test ???	Change Server


Server Address : vpn-sf**.reliablehosting.com


Login : vpn***


Password :

Software Setup (Recommended)

 **StrongVPN for Windows**
Compatible with 10, 8, 7, Vista and Windows XP

 **StrongVPN for Macintosh**
Compatible with Yosemite and El Capitan.
Snow Leopard, Lion, Mountain Lion and Mavericks users should [download our legacy client](#).

 **StrongVPN for iOS**
Compatible with iOS 9 on iPhone, iPad and iTouch

 **StrongVPN for Android** **OpenVPN only**
Compatible with Android 6 and below.
Works for OpenVPN. Any PPTP / L2TP connection must be made through the default Android VPN settings interface.

PPTP/SSTP/L2TP Account Information

Server Address (Host Name/Internet Address)
vpn-sf38.reliablehosting.com DDWRT ROUTER

Login (username/account name)
vpn***

Password
***** [Change password](#)

L2TP key (shared secret, IPsec pre-shared key, secret key)
PR5***Vz8

Server Location:
United States, San Francisco

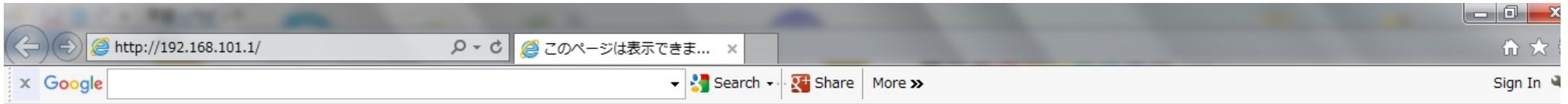
Server IP (This can also be used in place of Server Address)
2***4**48 ASUS, Netgear etc Router
PPTP connection

SERVER CHANGE COMPLETE!! → NEXT ROUTER SETTING

ROUTER SETTING

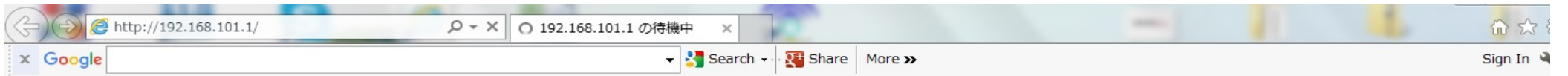
CONNECT PC(LAN) → ROUTER(LAN PORT) * LAN CABLE OR WiFi

<http://192.168.101.1>



login : admin

password : password



このページは表示できません

- Web アドレス <https://google.com> が正しくありません。
- 検索エンジンでそのページを探してください。
- 数分待ってから、ページを最新の情報に更新してください。

接続の問題を修正



ROUTER SETTING MENU

Setup → push

The screenshot shows a web browser window with the address bar at `http://192.168.101.1/`. The page title is "DD-WRT (build 29362)". The browser's search bar contains "Google". The page content includes a navigation menu with tabs for Setup, Wireless, Services, Security, Access Restrictions, NAT / QoS, Administration, and Status. The "System Information" section is expanded, showing details for Router, Services, Wireless, and Memory.

Firmware: DD-WRT v3.0-r29362 std (03/28/16)
Time: 00:37:14 up 37 min, load average: 0.00, 0.01, 0.04
WAN IP: 0.0.0.0

dd-wrt.com ... control panel

Setup Wireless Services Security Access Restrictions NAT / QoS Administration Status

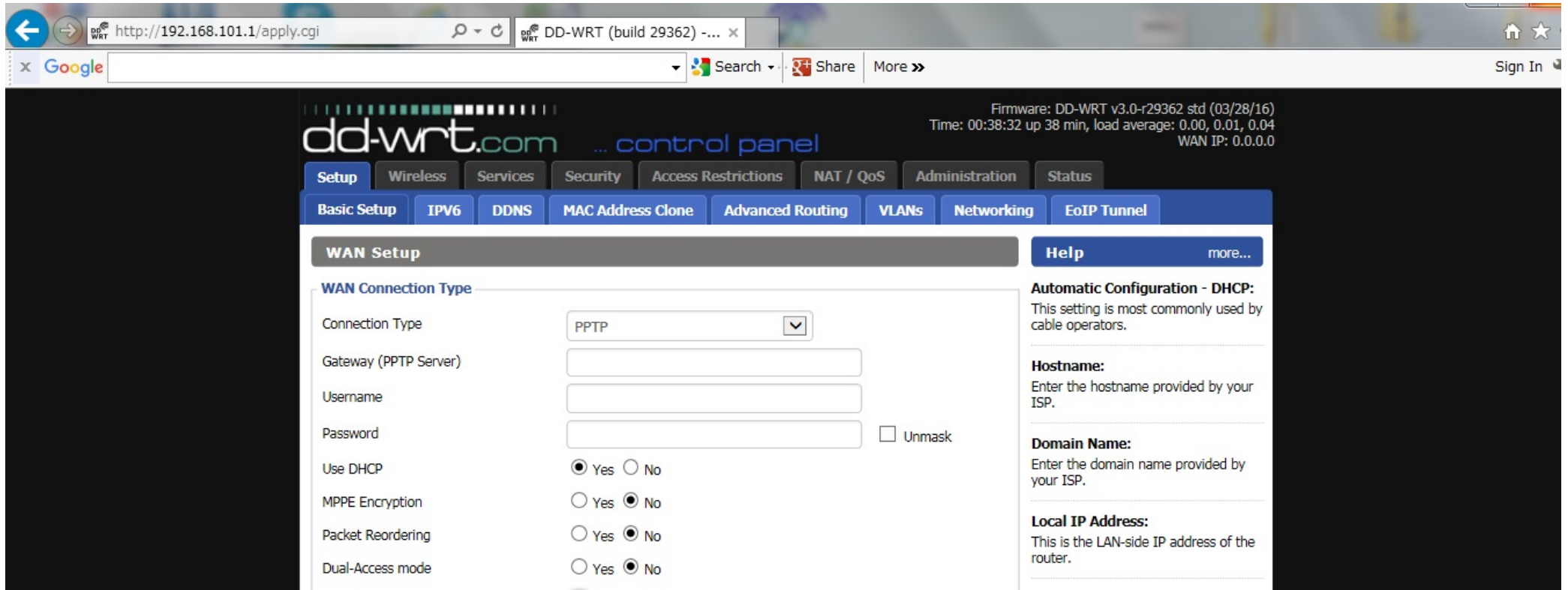
System Information

Router		Services	
Router Name	DD-WRT	DHCP Server	Enabled - Running
Router Model	Buffalo WZR-600DHP2	Samba	Disabled
LAN MAC	DC:FB:02:B7:AC:B2	WRT-radauth	Disabled
WAN MAC	DC:FB:02:B7:AC:B1	WRT-rflow	Disabled
Wireless MAC	DC:FB:02:B7:AC:B2	MAC-upd	Disabled
WAN IPv4	0.0.0.0	CIFS Automount	Disabled
LAN IP	192.168.101.1	Sputnik Agent	Disabled
		USB Support	Disabled

Wireless	
Interface	wl0 <input type="button" value="v"/>

Memory	
--------	--

Setup → Basic Setup → Connection Type → PPTP



Gateway(PPTP Server) : Server Address (strongvpn)
Username : Login (strongvpn)
Password : Password (strongvpn)

ONLY 3 BOX CHANGE

Plesa don't change other settings.

Apply Settings → PUSH

Client Lease Time	<input type="text" value="1440"/> min
Static DNS 1	<input type="text" value="8"/> . <input type="text" value="8"/> . <input type="text" value="8"/> . <input type="text" value="8"/>
Static DNS 2	<input type="text" value="8"/> . <input type="text" value="8"/> . <input type="text" value="4"/> . <input type="text" value="4"/>
Static DNS 3	<input type="text" value="0"/> . <input type="text" value="0"/> . <input type="text" value="0"/> . <input type="text" value="0"/>
WINS	<input type="text" value="0"/> . <input type="text" value="0"/> . <input type="text" value="0"/> . <input type="text" value="0"/>
Use DNSMasq for DHCP	<input type="checkbox"/>
Use DNSMasq for DNS	<input type="checkbox"/>
DHCP-Authoritative	<input type="checkbox"/>
Recursive DNS Resolving	<input type="checkbox"/>
Forced DNS Redirection	<input type="checkbox"/>

Time Settings

NTP Client	<input checked="" type="radio"/> Enable <input type="radio"/> Disable
Time Zone	<input type="text" value="Africa/Abidjan"/> ▼
Server IP/Name	<input type="text" value="1.pool.ntp.org"/>